

Temperature calibrator TP 3M165E.2 // TP 3M165E.2i

TP Premium // Multifunction // -35...165 °C // -31...329 °F

Via Italo Calvino 7
Lotto 1 - Edificio A13-14
20017 Rho (MI)

Tel. +39 02 36569371
info@danetech.it
www.danetech.it



TP 3M165E.2i
Integrated measuring instrument



TP 3M165E.2
Stainless steel version



Highlights

- Patented control technology - Fastest stabilisation times on the market - Time savings of up to 50 %
- Four functions in one calibrator (dry block / calibration bath / infrared / surface)
- Large calibration volume / large calibration insert for simultaneous calibration of many devices under test
- Patented touch screen function for simple and convenient operation
- Automatic generation of the calibration certificate
- Optional as pharmaceutical and food industry version with stainless steel housing
- Accessories: device under test management with barcode scanner
- Available with integrated measuring instrument → TP 3M165E.2i

TP Premium

The calibrators of the TP Premium series are characterised by their **unparalleled performance** and **outstanding operating comfort**. By means of the **intuitive menu structure**, all necessary inputs can be made quickly and easily. The **large touch screen** has plenty of room to display the reference, target and devices under test temperatures. At the end of a calibration process, the

TP Premium **provides the complete calibration certificate**. The continuously growing bandwidth of supported temperature ranges supports an increasing number of temperature sensors on the market. They can be calibrated with a resolution of up to 0.001 °C / K and thus meet the highest requirements, e.g. of the **food and pharmaceuticals industry**.

SIKA temperature calibrators

Temperature calibrators are used for the verification of the functionality and calibration of temperature measuring devices and temperature sensors. As the sole German manufacturer of these devices, we develop and produce our "Made in Germany" temperature calibrators with a special focus on **long-term reliability** and **utmost accuracy** in combination with **easy operation**. We can rely on more than 40 years of experience in doing this: SIKA's **first dry block temperature calibrator** was launched all the way back in 1980.

Every SIKA temperature calibrator is meticulously tested for **accuracy** and **stability**. This is attested by our standard calibration certificate, which we issue with every temperature calibrator, or by means of an optional DAKS calibration certificate [German accreditation body]. This is to guarantee that you receive a **perfect product** which can be traced back to national and international temperature measurement standards.

Features

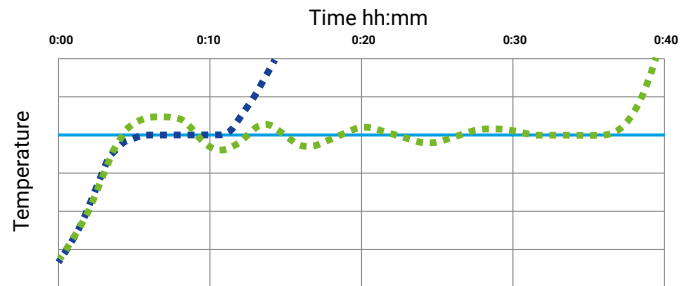
Four functions in one temperature calibrator

- Covering all calibration tasks with only one model: Dry block, infrared and surface calibration as well as calibration by means of a calibration bath
 - Cost savings due to a reduction in the number of versions required
- Quick and easy change between the calibration functions
- Additional calibration functions for your application
 - Dry block for aseptic sensors
 - Air Shield Insert for the best measurement uncertainties
 - Different media for liquid calibration



Temperature control with "rocket controller"

- Temperature regulator with model-based state control
- Special regulation algorithm based on knowledge and experience from space travel
- Unique temperature stability of <math>< 0.001\text{ }^\circ\text{C} / \text{K}</math>
- Anticipatory activation of the heating and cooling elements
 - The settling time to the target temperature is reduced by approx. 90% at each calibration point
 - Time savings of up to 50% with each calibration process



Without rocket controller: Long settling time to the target temperature
With rocket controller: Settling time to the target temperature reduced by approx. 90%

Spring: Optimum radial temperature distribution by accurately centring the Air Shield Insert in the block

Bore hole divider: Flexible and cost-effective adaptation of the Air Shield Insert to the various calibration tasks

Contour in the area of the homogeneous zone: Optimum axial temperature distribution through a dampening air shield

Feet: Significantly improved axial temperature distribution through a minimisation of the heat dissipation



Air Shield Insert


- Patented dry block version with optimum radial and axial temperature distribution
- Automatic centring of the Air Shield Insert in the block
 - User errors due to jiggling or twisting are excluded



Features

SIKA OS with touch screen

- Simple operation of the temperature calibrator via the integrated 7" touch screen
 - Intuitive operation of the calibration functions
 - Management of calibration data directly on the calibrator
- Clear display
 - All important information at a glance
- Completely paperless calibration
 - Value calculation and transmission errors are excluded
- Glass surface made of multi-panel safety glass
 - Extremely robust against damage
 - Easy cleaning of the surface
 - Suitable for use in the food industry



SIKA OS with touch screen: Child's play operation

Automatic calibration with camera

In calibration processes for devices under test with their own temperature display, the display of the DUT must be read for each calibration point. The read value is transferred by the user to the calibrator or the calibration certificate, and the subsequent calibration point is only approached after a manual acknowledgement. For this purpose, the user must return to the calibrator at each calibration point. In some cases, this can lead to long delays if the user carries out other tasks in between. With our automatic calibration with a camera, these time-intensive intermediate steps are no longer needed:

- The patented camera system automatically creates a recording of the DUT display at each calibration point. The subsequent calibration point is approached directly afterwards
 - No user interaction is required during the calibration process, as it is implemented automatically
 - All test points are approached without waiting times
- Upon completion of the entire calibration process, the user transmits the data of the created display records to the calibrator or calibration certificate
 - During the entire calibration process, the user is free to carry out other tasks
- The visual records of the device under test display at each calibration point are saved and attached to the calibration certificate as verification



Features

WebApp - Plug and play for your temperature calibrator

- With the WebApp, ongoing or completed calibration processes can be comfortably displayed on a PC or a smart phone
- The connection is made via LAN or WLAN (via router)
- The WebApp is opened via the browser of your PC or mobile phone. Installation of drivers or software is not required
- Compatible with all current operating systems (Windows, Mac OS, Linux, iOS and Android)



TT-Scan multi-channel measuring instrument

- To calibrate devices under test that do not have their own temperature display, you need to connect them to a measuring instrument
- This is done by our TT-Scan multi-channel measuring instrument: With this instrument, you can calibrate up to eight DUTs without a display unit of their own
- The TT-Scan is connected to a temperature calibrator, and the temperatures of the DUTs are directly shown on the display of the temperature calibrator.
- Compatible with DUTs with all common signals: Resistance thermometer, thermocouple and current signals
- The simultaneous calibration of several DUTs enables great time savings

SIKA Gold Service

SIKA Gold Service provides a comprehensive service package for the regular recalibration of your temperature calibrator. You will benefit from exclusive savings and discounts as well as special promotions reserved to SIKA Gold Service members.

- You will save 33% in the recalibration of your temperature calibrator
- You will receive a 10% discount on any repairs that may become necessary
- You will receive preferential invitations to product presentations, symposia, practice days and exclusive training offers







Register now and benefit from the SIKA Gold Service: gold-service.sika.net



Technical data

TP 3M165E.2 / TP 3M165E.2i				
Temperature range	-35...165 °C at ambient temperature 20 °C		-31...329 °F at ambient temperature 68 °F	
	See the respective calibration function for details.			
Dimension for the calibration insert	Ø 60 x 170 mm (calibration insert easily exchangeable)			
Dry block Air Shield Insert				
Temperature range: -30...160 °C (-22...320 °F)				
External reference temperature sensor				
Display accuracy	±0.07 °C		±0.126 °F	
Temperature stability	±<0.001...0.005 °C		±0.0018...0.009 °F	
Temperature distribution	→ Axial		±0.060 °C	
	→ Radial		±0.010 °C	
Influence of load	→ Axial		±0.108 °F	
	→ Radial		±0.018 °F	
Influence of load	±0.010 °C		±0.018 °F	
Dry block				
Temperature range: -30...165 °C (-22...329 °F)				
External reference temperature sensor				
Internal reference temperature sensor				
Display accuracy	±0.10 °C	±0.18 °F	±0.27 °C	±0.486 °F
Temperature stability	±0.005 °C	±0.009 °F	±0.010 °C	±0.018 °F
Temperature distribution	→ Axial		±0.200 °C	
	→ Radial		±0.050 °C	
Influence of load	→ Axial		±0.36 °F	
	→ Radial		±0.09 °F	
Influence of load	±0.080 °C	±0.144 °F	±0.150 °C	±0.27 °F
Calibration bath (stirred), direct filling				
Temperature range: -35...155 °C (-31...311 °F)				
External reference temperature sensor				
Internal reference temperature sensor				
Display accuracy	±0.19 °C	±0.342 °F	±0.24 °C	±0.432 °F
Temperature stability	±0.010 °C	±0.018 °F	±0.020 °C	±0.036 °F
Temperature distribution	→ Axial		±0.325 °C	
	→ Radial		±0.080 °C	
Influence of load	→ Axial		±0.585 °F	
	→ Radial		±0.144 °F	
Influence of load	±0.040 °C	±0.072 °F	±0.200 °C	±0.36 °F
Calibration bath (stirred), tub insert				
Temperature range: -35...155 °C (-31...311 °F)				
External reference temperature sensor				
Internal reference temperature sensor				
Display accuracy	±0.20 °C	±0.36 °F	±0.28 °C	±0.504 °F
Temperature stability	±0.010 °C	±0.018 °F	±0.020 °C	±0.036 °F
Temperature distribution	→ Axial		±0.350 °C	
	→ Radial		±0.080 °C	
Influence of load	→ Axial		±0.630 °F	
	→ Radial		±0.144 °F	
Influence of load	±0.040 °C	±0.072 °F	±0.300 °C	±0.54 °F
Infrared calibration				
Temperature range: -35...165 °C (-31...329 °F)				
External reference temperature sensor				
Internal reference temperature sensor				
Display accuracy	±0.5 °C	±0.9 °F	±0.5 °C	±0.9 °F
Temperature stability	±0.020 °C	±0.036 °F	±0.020 °C	±0.036 °F
Emission factor	0.9994			
Surface calibration				
Temperature range: -25...150 °C (-13...302 °F)				
External reference temperature sensor				
Display accuracy	±1 °C		±1.8 °F	
Temperature stability	±0.150 °C		±0.27 °F	

Technical data

TP 3M165E.2 / TP 3M165E.2i	
Stabilisation time (with external reference temperature sensor) → to ±0.05°C → to ±0.09 °F → to ±0.005°C → to ±0.009 °F	From 1 min From 5 min
Heating time → 20 °C...155 °C → 68...311 °F → -35 °C...155 °C → -31...311 °F	27 min 34 min
Cooling time → 165 °C...30 °C → 329...86 °F → 20 °C...-25 °C → 68...-13 °F	17 min 35 min
Resolution of the temperature display	0.1 / 0.01 / 0.001 °C (selectable) 0.1 / 0.01 / 0.001 °F (selectable)
Hysteresis	±0.010 °C ±0.018 °F
Temperature units	°C / °F / K (selectable)
Reference temperature sensor	internal, fixed installation / external (selectable)
Interfaces	Ethernet, 3 x USB
Connectivity	OPC UA, serial communication, HTTP. Details and further possibilities on request.
Dimensions	
→ Width → Height → Depth	210 mm 380 + 50 mm (Handle) 300 mm
Weight	Approx. 13 kg
Power supply	100...240 VAC, 50 / 60 Hz
Power consumption	Approx. 375 W
Adjustable temperature range	-50...165 °C -58...329 °F
Display	Brilliant color touchscreen (7 inches), multi panel safety glass
Approvals	
     	

The integrated measuring instrument in detail

Resistance thermometers, thermocouples and signals from temperature transmitters must be operated with an external measuring instrument which measures the output signals and displays them as temperature during the calibration. This temperature can then be compared to the set calibrator temperature.

Our integrated measuring instrument assumes the tasks of an external measuring instrument. It shows the temperature directly on the calibrator display and enables the fully automatic calibration of two devices under test at the same time.

Your benefits of the integrated measuring instrument at a glance:

- Temperature sensor calibration without additional measuring instrument
- Simultaneous calibration of several temperature sensors
- Fully automatic calibration and certification
- Enables the simplification of your work processes
- Offers great time savings compared to a temperature calibrator without integrated measuring instrument

The following DUTs can be connected to the integrated measuring instrument:

- Resistance thermometer (RTD): Pt100, Pt500 and Pt1000 in 2-,3- or 4-wire circuit
- Thermocouples (TC) of the types K, J, N, E, R, T, B, S, L and U
- 0(4)...20 mA current signals from temperature transmitters (mA), with and without supply voltage
- 0...10 V voltage signals
- Temperature switch (switch) with normally open and normally closed contacts



Temperature calibrator TP 3M165E.2i // Integrated measuring instrument

Technical data

Device under test inputs - Resistance thermometers		
Number of channels	2	
Connection	4 mm safety socket, 4 per channel	
Connection type	2-, 3-, 4-wire technology	
Resistance range		
→ Pt100	0...400 Ω	
→ Pt1000	0...4000 Ω	
Accuracy		
→ Pt100	±0.03 °C	±0.054 °F
→ Pt500	±0.12 °C	±0.216 °F
→ Pt1000	±0.06 °C	±0.108 °F
→ Ni100	±0.02 °C	±0.036 °F
→ Ni500	±0.08 °C	±0.144 °F
→ Ni1000	±0.04 °C	±0.072 °F
Device under test inputs - Thermocouple		
Number of channels	2	
Connection	2x thermocouple socket (mini)	
Measuring range	-10...100 mV	
Accuracy cold junction	±0.3 °C	±0.054 °F
Accuracy		
→ Type K	±0.08 °C	±0.144 °F
→ Type J	±0.07 °C	±0.126 °F
→ Type N	±0.13 °C	±0.234 °F
→ Type E	±0.06 °C	±0.108 °F
→ Type T	±0.09 °C	±0.162 °F
→ Type R	±0.78 °C	±1.404 °F
→ Type S	±0.73 °C	±1.314 °F
→ Type B	±0.5 °C	±0.9 °F
Standard signal input (Current)		
Number of channels	1	
Connection	4 mm safety socket	
Measuring range	0...24 mA	
Accuracy	0.01 % of range	
Standard signal input (Voltage)		
Number of channels	1	
Connection	4 mm safety socket	
Measuring range	0...12 VDC	
Accuracy	0.01 % of range	
Switch test		
Number of channels	2	
Transmitter supply		
Output current	Max. 24 mA	
Output voltage	24 VDC	

Article numbers

To order a complete calibrator, you need three article numbers:

1. Calibrator
2. Linearisation
3. Calibration insert

In addition, depending on your individual calibration requirements, you can order additional calibration inserts, necessary certificates and other accessories.

1. Calibrator						
Temperature range	Function	Calibration insert	Power supply	Integrated measuring instrument	Article number	
-35...165 °C	-31...329 °F	Multifunction	Ø 60 x 170 mm	110...240 V	Without	EP3M16 0 26015U3
-35...165 °C	-31...329 °F	Multifunction	Ø 60 x 170 mm	110...240 V	With	EP3M16 I 26015U3
Version with stainless steel housing						
-35...165 °C	-31...329 °F	Multifunction	Ø 60 x 170 mm	110...240 V	Without	EP3M16 0 26015U3 SS
-35...165 °C	-31...329 °F	Multifunction	Ø 60 x 170 mm	110...240 V	With	EP3M16 I 26015U3 SS

Notice: Every "linearisation" article number with 13 digits starts with "EK1", while the following letters ("short designation") indicate the selected calibration function. You may also select several functions of one category. Please indicate the calibration functions in alphabetical order and fill in any possibly remaining positions with "0".

2. Linearisation					
Calibration function	Calibration insert / calibration medium		Reference temperature sensor	Short designation	
Dry block	Air Shield Insert*		external	A	
	Cylindrical calibration insert		external	B	
	Cylindrical calibration insert		internal	C	
Infrarot	Calibration insert for infrared calibration		internal	D	
	Calibration insert for infrared calibration		external	E	
Surface	Surface calibration insert*		external	F	
Calibration bath (Tub insert)	10 cSt	-35...155 °C	-31...311 °F	external	G
	10 cSt	-35...155 °C	-31...311 °F	internal	H
	Water	2...95 °C	35.6...203 °F	external	M
	Water	2...95 °C	35.6...203 °F	internal	N
Calibration bath (Direct filling)	10 cSt	-35...155 °C	-31...311 °F	external	O
	10 cSt	-35...155 °C	-31...311 °F	internal	P
	Water	2...95 °C	35.6...203 °F	external	U
	Water	2...95 °C	35.6...203 °F	internal	V
Dry block for aseptic sensors	Calibration insert for aseptic sensors**		external (Cable sensor)	W	

Example article number linearisation

Function:	1	2	3	4	5	6	7	8	9	10
Article number:	EK1	A	C	D	F	G	W	0	0	0

* Only with external reference temperature sensor

** Only with W043P410400G3002 as external reference temperature sensor

Article numbers

3. Calibration insert

Bore holes [mm]	Function	Calibration insert [mm]	Material	Article number
1x Ø 3.5, 1x Ø 6.5, 1x Ø 8.5, 1x Ø 10.5	Dry block	Ø 60 x 170	Aluminium	EZ16360C04AL05
2x Ø 3.5, 2x Ø 4.5, 2x Ø 6.5, 2x Ø 8.5, 2x 10.5	Dry block	Ø 60 x 170	Aluminium	EZ16360D10AL85
3x Ø 3.5, 3x Ø 6.5, 3x Ø 8.5, 3x 10.5	Dry block	Ø 60 x 170	Aluminium	EZ16360D12AL86
2x Ø 3.5, 1x Ø 4.5, 1x Ø 5.0, 1x 5.5, 1x Ø 6.5, 1x Ø 8.5, 1x Ø 9.0, 1x Ø 9.5, 1x Ø 10.5	Dry block	Ø 60 x 170	Aluminium	EZ16360D10AL87
Without bore holes	Dry block	Ø 60 x 170	Aluminium	EZ16360000AL00
Tub insert	Calibration bath	Ø 60 x 170		EZTPMBEK000000
Calibration insert for infrared calibration	Infrarot	Ø 60 x 170		EZ15060B03AL41IR
Calibration insert for surface calibration	Surface	Ø 60 x 170	Aluminium	EZ20460B03AL05OF
Calibration insert for aseptic sensors	Aseptic sensors	Ø 60 x 170	Aluminium	EZ17160C02AL59
Air Shield Insert without bore holes	Dry block	Ø 60 x 170	Aluminium	EZ16360000AL00F
Air Shield Insert incl. 1 bore hole of choice	Dry block (ASI)	Ø 60 x 170	Aluminium	Please indicate bore holes in the order
Calibration insert incl. 1 bore hole of choice	Dry block	Ø 60 x 170	Aluminium	
Each additional bore hole	Dry block	Ø 60 x 170	Aluminium	

4. Calibration certificate - Select your calibration certificates as needed

Each calibrator is already delivered with a standard calibration certificate (6 test points).	Article number
SIKA works calibration certificate (similar to standard certificate + marking on the calibrator), 1st calibrator function	EKTPWP1FKT
SIKA works calibration certificate (similar to standard certificate + marking on the calibrator), 2nd calibrator function	EKTPWP2FKT
SIKA works calibration certificate (similar to standard certificate + marking on the calibrator), 3rd calibrator function	EKTPWP3FKT
SIKA works calibration certificate (similar to standard certificate + marking on the calibrator), 4th calibrator function	EKTPWP4FKT
DAkKS calibration certificate (3 test points + measurement uncertainty determination) for 1st calibrator function	EKTPDAKKS1FKT
DAkKS calibration certificate (3 test points + measurement uncertainty determination) for 2nd calibrator function	EKTPDAKKS2FKT
DAkKS calibration certificate (3 test points + measurement uncertainty determination) for 3rd calibrator function	EKTPDAKKS3FKT
DAkKS calibration certificate (3 test points + measurement uncertainty determination) for 4th calibrator function	EKTPDAKKS4FKT
Each additional test point DAkKS calibration certificate	EKTPDAKKSZUSP
SIKA Gold Service works calibration certificate	EKTPGOLDWP
SIKA Gold Service DAkKS	EKTPGOLDDAKKS
SIKA works calibration certificate integrated measuring instrument (Pt100, type K)	EKTPWPMI1
SIKA works calibration certificate integrated measuring instrument (Pt100, Pt1000 type K, type J)	EKTPWPMI2
SIKA works calibration certificate integrated measuring instrument (Pt100, type K, mA, V)	EKTPWPMI3
SIKA works calibration certificate integrated measuring instrument (Pt100, Pt1000 type K, type J, mA, V)	EKTPWPMI4
SIKA works calibration certificate for each additional measurement input of your choice (Pt500, Pt1000, type J/N/E/T/R/S, mA, V)	EKTPWPMIZUS
SIKA works calibration certificate complete (Pt100, Pt500, Pt1000, type K/J/N/E/T/R/S, mA, V)	EKTPWPMIKOMPL
DAkKS calibration certificate integrated measuring instrument (Pt100, type K)	EKTPDAKKSMI1
DAkKS calibration certificate integrated measuring instrument (Pt100, Pt1000 type K, type J)	EKTPDAKKSMI2
DAkKS calibration certificate integrated measuring instrument (Pt100, type K, mA, V)	EKTPDAKKSMI3
DAkKS calibration certificate integrated measuring instrument (Pt100, Pt1000 type K, type J, mA, V)	EKTPDAKKSMI4
DAkKS calibration certificate for each additional measurement input of your choice (Pt500, Pt1000, type J/N/E/T/R/S, mA, V)	EKTPDAKKSMIZUS
DAkKS calibration certificate complete (Pt100, Pt500, Pt1000, type K/J/N/E/T/R/S, mA, V)	EKTPDAKSKOMPL

Article numbers

5. Accessories	Article number
Transport case without trolley	EZTPKOFFER20
Transport case with trolley	EZTPKOFFER20TG
External reference temperature sensor TF 255 (-55...255 °C / -67...491 °F)	W033P413000GX0R2
External reference temperature sensor TF 255 (-55...255 °C / -67...491 °F), 90° angle	W033P413000GX0R1
External reference sensor as cable sensor (for function EPLIKSDE000)	W043P410400G3002
Tripod (holder for devices under test)	EZTPMSG0000000
Calibration liquid (silicone oil), 10cSt	EZSÖ0100000000
Network switch	XE2103
Barcode scanner	XE2102
W-LAN router	XE2101
DUT temperature sensor for demo purposes (Pt100 3-phase) for integrated measuring instrument	WMQMP31020050003
Bore hole divider for Air Shield Insert 3 x Ø 3 mm sensors from Ø 9 mm bore hole	XE2194
Spare part extension spring for Air Shield Insert	XE2267
Instruction in the temperature calibrator by SIKA field service	EKTPEINWEISUNG
Frame packaging for return of calibrator (e.g. for recalibration)	
Please indicate the calibrator model when ordering.	098V

Overview of SIKA temperature calibrators

Our series: Basic. Solid. Premium.

- **Dry block calibrators** of the **TP Basic** series impress with their **uncomplicated operation** and **high cost-effectiveness**. They are particularly suitable for use on ships or in industrial applications.
- Equipped with a **PC interface**, the **dry block calibrators** and **calibration baths** of the **TP Solid** series cover a wide temperature range with high accuracy.
- For the highest demands on accuracy and flexibility: The dry-block and multi-function temperature calibrators of the **TP Premium** series represent the pinnacle of our technical development. Equipped with an **integrated touch screen**, a **PC interface**, an **external reference sensor** and **integrated measuring instrument**, this series offers **extreme accuracies** for **all calibration tasks**.

Temperature range (RT=Room temperature)	Function	Accuracy	Features	Block dimensions [Ø mm x depth mm]	Type	
-55 °C ... 200 °C -67 °F ... 392 °F	Dry block	±0.4 °C	±0.72 °F	TP Basic	28 x 150	TP 17200
	Dry block	±0.2 °C	±0.36 °F	TP Solid	28 x 150	TP 17200S
	Dry block	±0.2 °C	±0.36 °F	TP Premium	28 x 150	TP 37200E.2
-35 °C ... 155 °C -31 °F ... 311 °F	Calibration bath	±0.1 °C	±0.18 °F	TP Solid	60 x 170	TP M165S
-35 °C ... 165 °C -31 °F ... 329 °F	Dry block	±1 °C	±1.80 °F	TP Basic	28 x 150	TP 17165M
	Dry block	±0.4 °C	±0.72 °F	TP Basic	28 x 150	TP 17165
	Dry block	±0.2 °C	±0.36 °F	TP Solid	28 x 150	TP 17165S
	Dry block	±0.2 °C	±0.36 °F	TP Premium	28 x 150	TP 37165E.2
	Dry block ext. Dry block int.	±0.2 °C ±0.3 °C	±0.36 °F ±0.54 °F	TP Premium	60 x 170	TP 3M165E.2
	Air Shield Insert	±0.099 °C	±0.1782 °F			
Calibration bath Infrared Surface	±0.1 °C ±0.5 °C ±1 °C	±0.18 °F ±0.9 °F ±1.88 °F				
-30 °C ... 165 °C -22 °F ... 329 °F	Dry block	±0.4 °C	±0.72 °F	TP Basic	60 x 150	TP 17166
	Dry block	±0.2 °C	±0.36 °F	TP Solid	60 x 150	TP 17166S
-10 °C ... 100 °C 14 °F ... 212 °F	Dry block	±0.05 °C	±0.09 °F	TP Solid	7 x 6.5 x 150	TP 17Zero
RT ... 200 °C RT ... 392 °F	Dry block	±1 °C	±1.80 °F	TP Basic	18 x 150	TP 18200E
RT ... 255 °C RT ... 491 °F	Calibration bath	±0.2 °C	±0.36 °F	TP Solid	60 x 170	TP M255S
	Dry block ext. Dry block int.	±0.25 °C ±0.5 °C	±0.45 °F ±0.9 °F	TP Premium	60 x 170	TP 3M255E.2
	Air Shield Insert	±0.08 °C	±0.144 °F			
	Calibration bath, tub insert, ext.	±0.35 °C	±0.63 °F			
	Calibration bath, tub insert, int.	±0.53 °C	±0.954 °F			
	Calibration bath, direct filling, ext.	±0.18 °C	±0.324 °F			
	Calibration bath, direct filling, int.	±0.46 °C	±0.828 °F			
	Infrared Surface	±0.5 °C ±1 °C	±0.9 °F ±1.8 °F			
RT ... 450 °C RT ... 842 °F	Dry block	±0.6 °C	±1.08 °F	TP Basic	60 x 150	TP 17450
	Dry block	±0.3 °C	±0.54 °F	TP Solid	60 x 150	TP 17450S
	Dry block Air Shield Insert	±0.3 °C ±0.2 °C	±0.54 °F ±0.36 °F	TP Premium	60 x 150	TP 37450E.2
	Infrared Surface	±0.5 °C ±1 °C	±0.9 °F ±1.8 °F			
RT ... 650 °C RT ... 1202 °F	Dry block	±1 °C	±1.8 °F	TP Basic	28 x 150	TP 17650M
	Dry block	±0.8 °C	±1.44 °F	TP Basic	28 x 150	TP 17650
	Dry block	±0.4 °C	±0.72 °F	TP Solid	28 x 150	TP 17650S
RT ... 700 °C RT ... 1292 °F	Dry block Air Shield Insert	±0.43 °C ±0.27 °C	±0.744 °F ±0.486 °F	TP Premium	29 x 150	TP 37700E.2
RT ... 850 °C RT ... 1562 °F	Dry block	±1 °C	±1.8 °F	TP Basic	18 x 100	TP 18850E
400 °C ... 1300 °C 752 °F ... 2372 °F	Dry block	±2 °C	±3.6 °F	TP Solid	28 x 200	TP 281300E

Subject to technical modifications and errors