

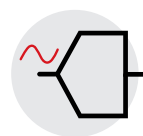


- SMART Scanning Laser Doppler Vibrometer for full-field vibration measurements
- Intuitive, integrated and seamless software
- Non-contact reference measurements with additional fiber head
- Compact design with 7-inch touch display
- Synchronization with other SMART devices
- Built-in data acquisition and signal generation
- Upgradable to SMART 3D Scan or SMART Full-Body system

# SMART SCAN+

The SMART Scan+ is a full-field and non-contact vibration visualization system offering optimum signal processing, enhanced accuracy, and user-friendly interface for effective data analysis.

# General specifications



## Overview

Measured quantities	Velocity, displacement, acceleration
Max. frequency bandwidth	DC to 50 MHz
Frequency range	Can be chosen individually using a freely configurable band-pass filter for velocity, displacement and acceleration signals
Max. velocity	50 m/s
Measurement ranges	Measurement range limits can be freely adjusted between <ul style="list-style-type: none"><li>• 1 mm/s and 50 m/s for velocity</li><li>• 10 nm and 100 m for displacement</li><li>• 10 m/s<sup>2</sup> and 100 Mio. m/s<sup>2</sup> for acceleration</li></ul>
Signal processing	Digital (FPGA based)
Filter	Low-pass and high-pass filters are defined by the selected frequency range Tracking filter: off / slow / fast
User interface	7" Full HD+ touchscreen with 1000 nits peak brightness
Operating temperature	0 °C to 40 °C
Dimensions	Length x width x height (excluding handle): 365 x 194 x 196 mm
Weight	~ 8.2 kg
Power supply	100 - 240 V AC (50-60 Hz) or 12 V DC
Portability	Convenient all-in-one design for seamless portability and simple setup
Storage temperature	-10 °C to 65 °C
Relative humidity	Max. 80 %, non-condensing
Calibration interval	Every 24 months (recommended)

The exact features depend on the configured options.

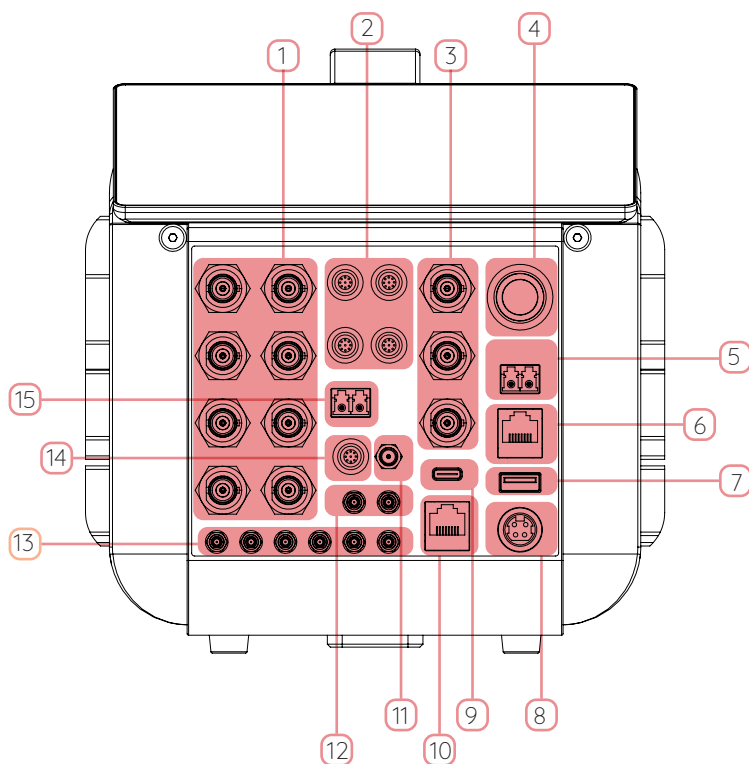
## Measurement specifications

Scan angle	50° x 40°, resolution below 0.001°, stability better than 0.001°/h
Max. scan points per second	30
Scan point density	Up to 512 x 512 scan points
Camera	<ul style="list-style-type: none"><li>• 4 K 2160p, 40 x hybrid zoom (1080p equivalent), 20 x optical zoom</li><li>• Horizontal viewing angle: 63.7° (wide end) to 3.2°, driverless installation</li></ul>
Geometry unit	Measure distances to objects and their geometry
Sample size	Min. < 1 mm <sup>2</sup> , max. > 10 m <sup>2</sup>

# Connectivity & Options



## Schematic



1	Analog signal outputs (BNC)	9	USB port (Type-C)
2	LEMO signal inputs (12 channels)	10	Ethernet port: for device communication/data
3	BNC HF signal inputs (up to 50 MHz)	11	GNSS antenna connector
4	Power button	12	10 MHz SMB ports
5	Optical communication port	13	Multi-purpose SMB ports
6	Ethernet port: for device communication/data	14	Power output
7	USB port (Type-A)	15	Optical fiber connector (LC-Duplex)
8	Power input		

## Analog inputs and outputs

	Connector type	Characteristics	Description
Analog signal inputs	Up to 4 x LEMO Up to 4 x 3 = 12 channels	$\pm 1 \text{ V} / \pm 10 \text{ V}$ (switchable) 24-bit A/D converter per channel 1.5 MSPS sample rate	<ul style="list-style-type: none"> <li>Synchronous reference signal recording up to 750 kHz on 12 channels</li> <li>Support for IEPE (Integrated Electronic Piezoelectric), TEDS and DC/AC coupling</li> <li>Input impedance: <math>1 \text{ MOhm} \parallel 20 \text{ pF}</math> (optional <math>1 \text{ GOhm} \parallel 3 \text{ pF}</math>)</li> </ul>

	Connector type	Characteristics	Description
Analog HF signal inputs	Up to 3 x BNC	$\pm 2$ V 14-bit A/D converter 312.5 MSPS sample rate	<ul style="list-style-type: none"> <li>Synchronous HF signal recording up to 50 MHz on 3 channels</li> <li>Input impedance: 50 Ohm</li> </ul>
Analog signal outputs	Up to 8 x BNC Up to 8 independent channels	$\pm 2$ V 16-bit D/A converter 312.5 MSPS sample rate	<ul style="list-style-type: none"> <li>Versatile signal outputs: Analog velocity, displacement, acceleration and arbitrary signal generator</li> <li>Generate various preset functions (sine, chirp, gaussian, ...) or load arbitrary signals</li> <li>Source impedance: 50 Ohm</li> </ul>
Trigger inputs	2 x SMB		<ul style="list-style-type: none"> <li>Digital external trigger input for the device</li> <li>Input impedance: 50 Ohm</li> </ul>
Trigger outputs	2 x SMB		<ul style="list-style-type: none"> <li>Digital trigger output for external devices</li> <li>Source impedance: 50 Ohm</li> </ul>

## Digital interface

	Connector type	Characteristics	Description
Ethernet (copper)	Up to 2 x RJ45	1 Gbit/s data rate	<ul style="list-style-type: none"> <li>Stream the measurement data over Ethernet with up to 312.5 MSPS and 48-bit</li> <li>Digital remote control of device settings</li> <li>Interface with digital data acquisition and analysis software SMART Lab</li> <li>Use your device as control hub for your Ethernet-based equipment</li> </ul>
Ethernet (fiber optical)	Up to 2 x LC-Duplex	10 Gbit/s / 1 Gbit/s data rate (switchable)	<ul style="list-style-type: none"> <li>Stream the measurement data over Ethernet with up to 312.5 MSPS and 48-bit</li> <li>Digital remote control of device settings</li> <li>Interface with data acquisition and analysis software SMART Lab</li> <li>PTP-based synchronization with other SMART series devices</li> <li>Up to 20 km range (up to 160 km on request)</li> </ul>

## Connectivity options

	Connection type	Description
Reference vibrometer	1 x LC-Duplex	<ul style="list-style-type: none"> <li>Contactless and synchronous vibration data recording, enabled by second interferometer and additional fiber head</li> <li>Choice of robust and compact fiber head placed independent of vibrometer</li> </ul>
Synchronization	4 x SMB	<ul style="list-style-type: none"> <li>2 x synchronization inputs (Input impedance: 50 Ohm, 3.3 V or 5 V)</li> <li>2 x synchronization outputs (Source impedance: 50 Ohm, 3.3 V)</li> <li>Frequency synchronization with external devices using 10 MHz signals</li> <li>Frequency/phase synchronization with external devices via PPS (Pulse per second)</li> </ul>
USB	1 x USB-C (USB 3.2) 1 x USB-A (USB 3.0)	<ul style="list-style-type: none"> <li>Connect USB devices such as cameras, keyboards or storage devices to the vibrometer for direct data recording</li> </ul>
Wireless	Bluetooth 5.2 Wi-Fi 7	<ul style="list-style-type: none"> <li>Bluetooth: connect human interface devices such as keyboard, mouse or headphones to the vibrometer</li> <li>Wi-Fi: control your vibrometer wirelessly and stream measurement data over the air</li> </ul>
GNSS-module	GPS, Galileo, GLONASS and BeiDou	<ul style="list-style-type: none"> <li>Precise absolute time and position information using global navigation satellite systems (GNSS)</li> <li>External antenna connector</li> </ul>
Inertial measurement unit (IMU)		<ul style="list-style-type: none"> <li>Synchronous recording of the vibrometer's acceleration and orientation</li> <li>Vibration monitoring of vibrometer enables detection of disturbances</li> <li>More accurate alignment with your test object</li> </ul>

## Frequency options

Frequency 250 kHz	Measure frequencies up to 250 kHz, covering the entire acoustic range and beyond	S
Frequency 5 MHz	Measure frequencies up to 5 MHz	O
Frequency 15 MHz	Measure frequencies up to 15 MHz	O
Frequency 25 MHz	Measure frequencies up to 25 MHz	O
Frequency 35 MHz	Measure frequencies up to 35 MHz	O
Frequency 50 MHz	Measure frequencies up to 50 MHz to the limit of what is technologically feasible	O
Frequency upgrade M	Upgrade the frequency limitation of any option by 500 kHz	O
Frequency upgrade L	Upgrade the frequency limitation of any option by 1 MHz	O
Frequency upgrade XL	Upgrade the frequency limitation of any option by 5 MHz	O

## Velocity options

Basis	Continuously adjust the velocity measurement range between 10 mm/s and 15 m/s	S
High Speed	Measure velocities up to 25 m/s	O
Pro	Measure velocities up to 35 m/s	O
Master	Measure velocities up to 50 m/s	O
Ultra	Measure velocities up to 50 m/s and get access to the high resolution upgrade with the smallest velocity measurement range of 1 mm/s	O
High-resolution upgrade	Smallest velocity measurement range 1 mm/s	O
Velocity upgrade M	Increase the maximum velocity of any velocity option by 2.5 m/s	O

## Measurement quantities

Velocity	Measure vibrational velocities	S
Displacement	Measure vibrational displacements with continuously adjustable ranges from 10 nm to 100 m	O
Acceleration	Measure vibrational accelerations with continuously adjustable ranges from 10 m/s <sup>2</sup> to 100 Mio. m/s <sup>2</sup>	O

## Warranty

Warranty	12 months	S
Warranty extension	Extension of standard warranty by 12 months	O

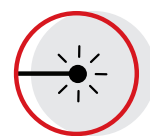
## Maintenance

Extended maintenance	Additional extension of hardware maintenance by 12+ months	○
Recalibration & cleaning	Check, cleaning & realignment of optical parts, check of laser output power, and factory calibration	○

## Accessories

Transport case	<ul style="list-style-type: none"> <li>Stable and waterproof Peli case for safe storage and transport of vibrometer</li> <li>External dimensions (L x W x H): 62.5 x 49 x 35 cm</li> </ul>	S	
Protection window	Protects the scanning unit against dust, wind and acoustic excitation at high sound pressure levels	S	
Close-up unit	For measurements of small objects with stand-off distances in the range of millimeters	○	
Coaxial unit	Aligns the optical axes of measurement laser and camera	○	
Transport bag	Compact and light transport bag for outdoor measurements	○	
Tripod with fluid head	Precisely align your vibrometer with high-quality tripods by Manfrotto	○	
Ring light	For illumination of small test objects. Requires Close-up Unit.	○	
Mirror set	Enables contactless vibration measurements even where access is difficult. The mirror set contains 4 front surface mirrors.	○	
IR-detector card	Transforming the invisible infrared light into a spot of visible light	S	

# Optical specifications



## Overview

Working distances	<ul style="list-style-type: none"> <li>Variable working distance from 250 mm to 100 m</li> <li>With Coaxial Unit: 111 mm to 1 m</li> <li>With Close-Up Unit: below 6.5 mm to 54 mm</li> </ul>
Laser wavelength	Measurement laser: 1550 nm, Target laser: 510-530 nm
Laser safety class	<ul style="list-style-type: none"> <li>Measurement laser: output power: &lt;10 mW, class 1</li> <li>Target laser: output power: &lt;1 mW, class 2</li> </ul>
Lens	Long-Range, 100 mm focal length
Optics	Auto-, and manual focusing

## Spot size and depth of focus

Stand-off distance	Spot diameter (1/e <sup>2</sup> , typical)	Depth of focus (typical)
mm	µm	± mm
250	65	2
500	89	4
1000	141	10
1500	190	18
2000	242	30
2500	293	44
5000	530	142
Every additional meter	+ 94	



DO NOT STARE INTO BEAM Class 2 Laser Product

Laser CLASS 1: invisible,  $\lambda = 1550$  nm, output power: < 10 mW

Laser CLASS 2: visible, green laser,  $\lambda = 510-530$  nm, output power: < 1 mW

## Spot size and depth of focus with optional close-up unit

Stand-off distance	Spot diameter (1/e <sup>2</sup> , typical)	Depth of focus (typical)
mm	µm	± mm
54	13	0.1
50	14	0.1
45	14	0.1
40	15	0.1
35	16	0.1
30	18	0.2
25	20	0.2
20	22	0.2
15	23	0.3
10.6	25	0.3
6.5	26	0.3





# Software SMART Lab

## SMART Lab - Setup module

- Define general measurement settings for vibrometer and reference channels
- Load 3D CAD models in STL (point cloud) or NASTRAN file format
  - Selection of CAD model parts
- Choose measurement area and measurement points using different options
  - CAD model-based area selection and automatic generation of measurement points
  - Creation of equidistant measuring grids even on curved surfaces
  - Shape-based area selection using different shapes (rectangles, circles and polygons) and measurement grid options (rectangular, radial, triangular)
- Measurement point editing including
  - Changing the point density (refining or coarsening the grid)
  - Manual manipulation of the measuring points (move, delete and add)
- Movement, rotation and zoom of the view via keyboard shortcuts and mouse
- Calculation of the approximate total measuring time

## SMART Lab - Preparation module

- Remote control of vibrometer settings via a single ethernet connection including
  - Spatial position, autofocus, and brightness of measurement and target laser
  - Zoom, focus and color options of 4K video camera
- Display of all vibrometers and their live 4K video feed in one software
  - Calibration of laser movement with camera image
  - Positioning the measuring grid on the real measurement object
  - Automatic or manual spatial calibration of the vibrometer to the measurement object
  - Calibration quality check at any time, including mathematical error computations

## SMART Lab - Acquisition module

- Fully automatic, phase correct acquisition of vibrometer signal and reference sensor data (e.g. from microphones or acceleration sensors)
- Convenient access to all your data in a single software - from vibrometers to multiple reference channels
- Simultaneous recording of velocity, displacement and acceleration (displacement is not an integration of the velocity signal)
- Triggering on measured signals or external triggers
- Seamless switching between time and frequency-domain representation
- Frequency-domain representation with up to 536 Mio FFT lines
- Several window functions, e.g., rectangular, hanning, hamming, exponential
- Multi-channel arbitrary signal generator to generate predefined signals (sine, sine sweep, rectangle, random, etc.) or custom signals from imported .csv or .wav files
- Real-time signal analysis and improvement based on speckle tracking and smart averaging
- Measurement dashboard: Convenient access to all information regarding the running measurement
  - Measurement progress and status (e.g. measurement point, live signal level)
  - Measurement data quality (total/individual points)
- Visualization of measurement data

## SMART Lab - Post-processing module

- Calculation of various frequency functions: FRF, FFT, Auto-Spectrum, Cross-Spectrum, Coherence
- Presentation of frequency-domain results in magnitude and phase
- 3D-animation of mode shapes at user-defined frequencies based on FRF and FFT data
- Vibration animation of the entire assembly or of individual components
- 2D heatmaps of FRF magnitude and phase, FFT magnitude, time data RMS, and coherence
- Changeable reference channels and different reference points for different areas
- Manipulation of measurement area and points



- Entirely customizable view options including color maps, viewing angles, texture surfaces, etc.
- Comparison of measurement data from multiple sources in time and frequency domain
  - Measurement cursors
  - Display of several measured variables (FFT, FRF, time data, etc.) for vibrometer channels, reference channels, averaged measurement data
- Take screenshots of graphs and animations from within our software

## SMART Lab - Data import and export

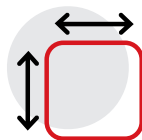
- Multithreaded data export to Universal File Format (.uff), to Hierarchical Data Format (.hdf5) and to MATLAB® file format (.mat)
  - Vibrometer and reference channel data
  - Time and frequency data including FFT, FRF and coherence
  - Coordinates and measurement grid
  - Export time data as .wav audio file
- Export animations of time data (wave-propagation) and frequency data (mode-shapes) as high resolution (up to 4K) video

## SMART Lab - Software options

Time domain analysis and animation to visualize the propagation of vibrations	<input type="radio"/>
Modal analysis to gain insight in the dynamical properties of the device under test	<input type="radio"/>
2 years of included software updates	<input checked="" type="radio"/>
Extension of software updates by 2 years	<input type="radio"/>

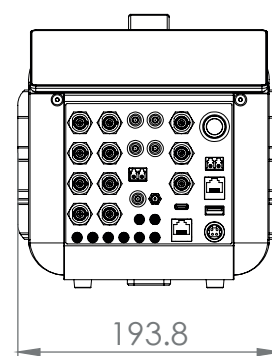
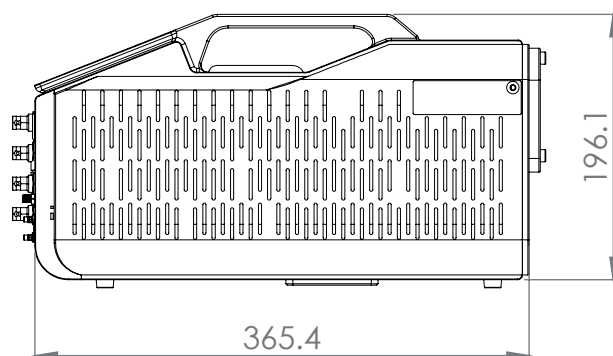
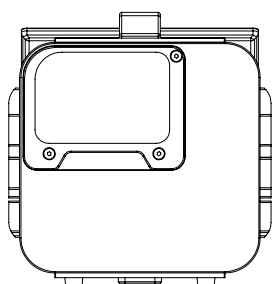
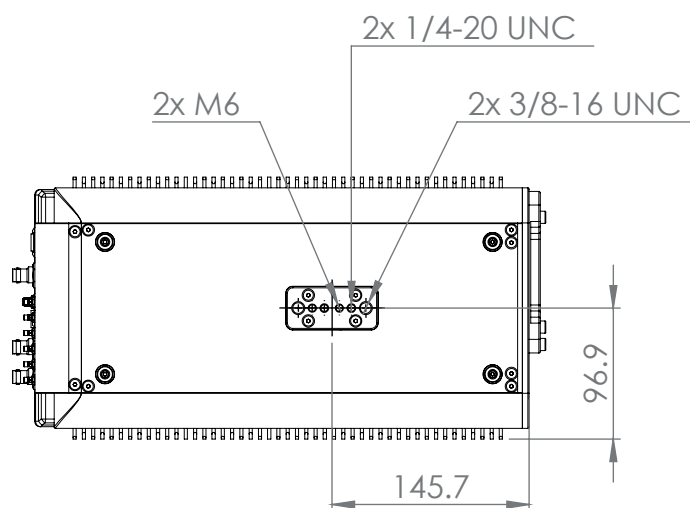
SMART Lab runs on any modern computer with Microsoft Windows.

# Mechanical parameters



## Overview

Dimensions	Length x width x height (excluding handle): 365 x 194 x 196 mm
Weight	~ 8.2 kg
Operating Temperature	0 °C to 40 °C
Storage Temperature	-10 °C to 65 °C
Relative Humidity	max. 80 %, non-condensing



Optomet GmbH  
Pfungstaedter Strasse 92  
64297 Darmstadt  
Germany

Tel.: +49 6151 38432-0  
Fax: +49 6151 3688460

sales@optomet.de  
<https://www.optomet.com>

**optomet.**  
LASER VIBROMETRY